

RiVE



Questions?

Go to our website, riveanddrive.com/help
or email us at hello@riveanddrive.com

Follow us @RiVEandDrive



This device complies with part 15 of the FCC Rules.
Operation is subject to the following two conditions: (1) This device may not cause harmful interference, and (2) this device must accept any interference received, including interference that may cause undesired operation.

App Instructions



Download the RiVE app at www.riveanddrive.com/app.



Open the RiVE app and either sign up or sign in.

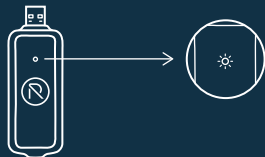


Follow the in-app prompts to complete registration.



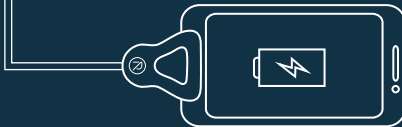
Please accept and enable all app permissions.

1 Plug the RiVE device into a USB port in your car.



2 The LED light will be red to indicate it's receiving power.

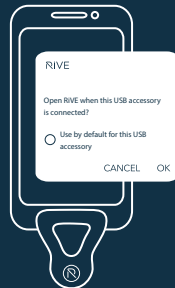
3 Connect the "clip end" of the RiVE cable into your phone.



4 The LED light will turn from red to green with proper connection to your phone. RiVE cable will charge your phone.

Hardware Instructions

5 A message pop-up will launch after connection.



6 Select "Use by default" and click ok.

7 Welcome to RiVEmode, the safe driving screen. You have now completed the set-up process!



The RiVE device is designed to beep if/when the car is moving and the driver's phone is not connected to the RiVE cable.

